



INTRO TO

CREATING SUPPORTIVE

RESPONSIVE LEARNING

ENVIRONMENTS

Presentation – 2024
Dr. Nancy Tai Ryerson

INTRODUCTION


- Founder, Chief Academic Officer, EnCompass Academy
- 15 years in education:
 - 8 years in the classrooms
 - 8 years in Administration
- Bachelor's in Psychology, Master's in Special Education, Doctorate in Educational Leadership
- Serves on the Board of Directors for Champions Committed to Kids

PROFILE DR. NACY TAI RYERSON:

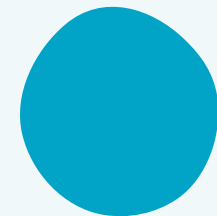
Is a dedicated lifelong learner with a love for reading, gardening, and supporting education. Her nerdy personality fuels her passion for books and knowledge. As an advocate, she humbly champions students and teachers, striving to create a positive impact in our communities.




WORKSHOP SCHEDULE



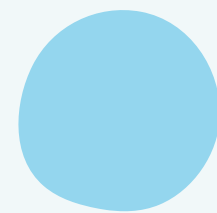
What is a supportive and responsive learning environment?




Why is a supportive and responsive learning environment Important?



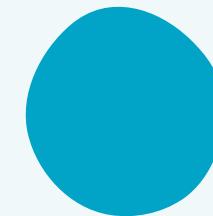
The science behind a supportive and responsive learning environment.



Practical Strategies in the Classroom



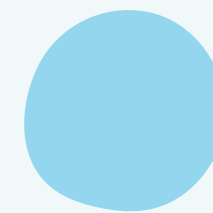
Real Life Examples:
Morning Routine



Incorporating strategies for
students with disabilities.




Measuring success

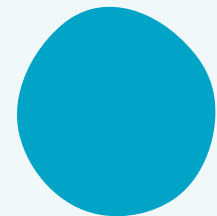


Challenges and solutions


WORKSHOP SCHEDULE (CONTINUED)




Building a school wide culture




Real Life Example:
Incorporating Play



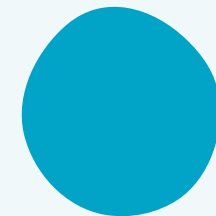
Research on the 21st
Century Workforce




Real-Life Example:
Future Workforce



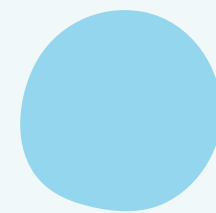
Resources



Expand Your Knowledge:
Further Reading



Assignments and Quiz



References